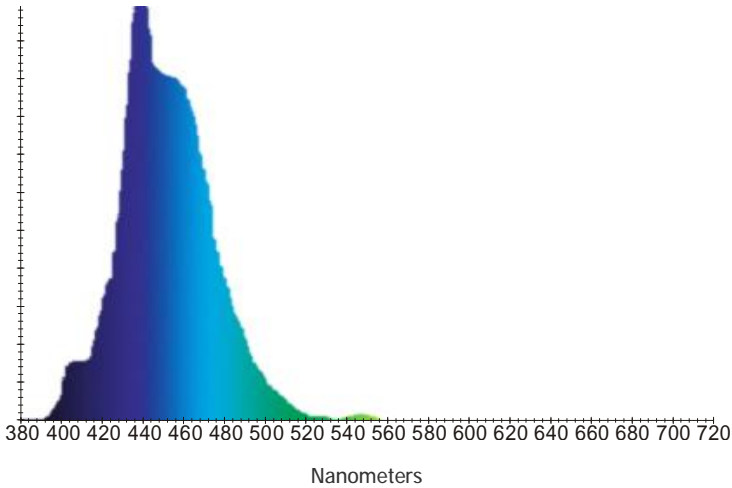


n° 16 Cobalt Blue

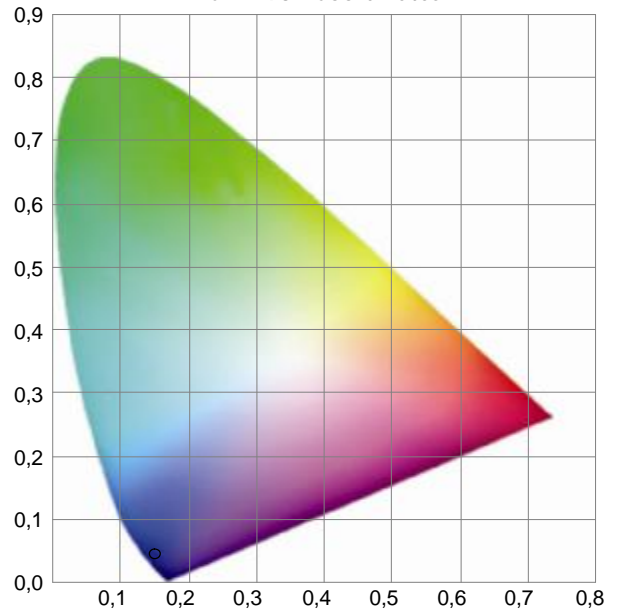


Spectral Energy Distribution

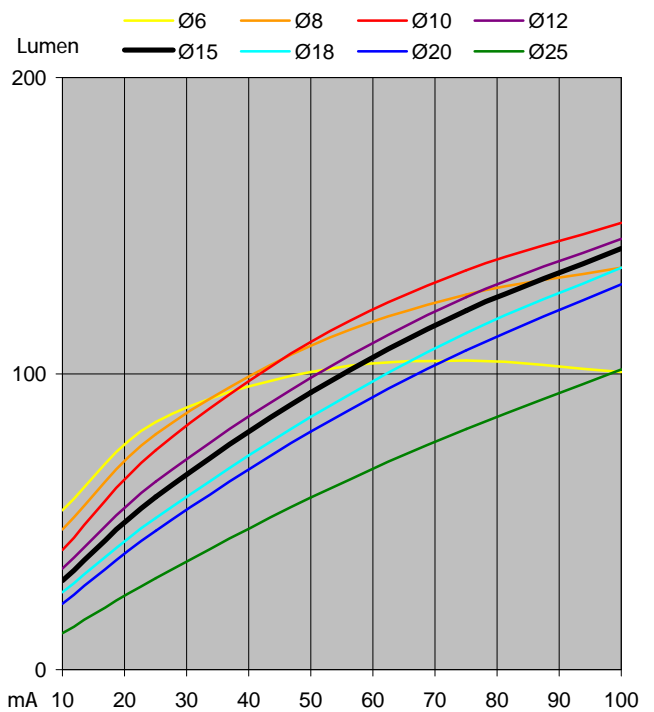


Discharge With Low Pressure Mercury Vapor

CIE 1931 Coordinates

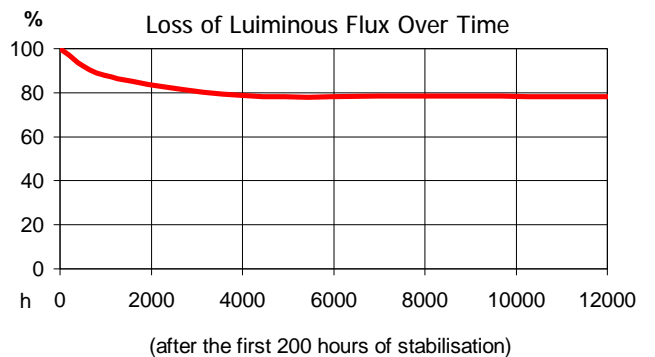


Luminous Flux 1 m - diam. 15 mm



Data about for 15 mm. - 50 mA. Lamps:		
Brilliance	cd/m ²	680
CIE 1931 Coordinates	x	0,150
	y	0,044

Available in the followin glass types:	code
colortube (blue)	



The information and recommendations contained in this publication are based upon data collected by TecnoLux and believed to be correct. However, no guaranty or warranty of any kind, expressed or implied, is made with respect to the information contained herein, and TecnoLux assumes no responsibility for the results of the use of products described here in.